



Safety Outlet Testing




1 Push the **RESET** button




2 Plug in a nightlight or similar device



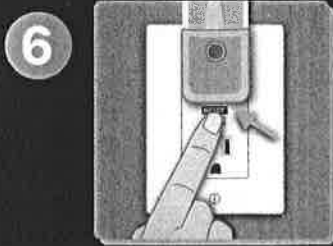
3 The nightlight should be **ON**.




4 Press the **TEST** button.




5 The nightlight should turn **OFF**.



6 Push the **RESET** button again.



7 The nightlight should turn back **ON**.



8 If the device does not turn on, contact a qualified electrician to inspect the outlet.



www.facebook.com/ESFi.org

www.twitter.com/ESFIdotorg

www.youtube.com/ESFIdotorg

MAY IS NATIONAL ELECTRICAL SAFETY MONTH

Bathrooms

✓ GFCI Protection

Basements & Crawl Spaces

✓ AFCI Protection (finished basements)

✓ GFCI Protection (crawl spaces at or below grade)

Bedrooms

✓ AFCI Protection

Common Rooms

✓ AFCI Protection

(Family, dining, parlor, libraries, dens, recreation, and similar rooms)

Garages

✓ GFCI Protection

Hallways & Closets

✓ AFCI Protection

Kitchens

✓ AFCI Protection

✓ GFCI Protection

where the receptacles are called to serve the countertop surfaces or where receptacles are installed within 6 feet of a sink

Laundry Areas

✓ AFCI Protection

✓ GFCI Protection

Outdoors

✓ GFCI Protection

↳ **Tamper Resistant Receptacles are recommended in rooms and areas where children could have access.**

↳ **Safety outlets can be purchased as a combination of any or all of these outlet types.**



www.facebook.com/ESFi.org

www.twitter.com/ESFIdotorg

www.youtube.com/ESFIdotorg